

62

Międzynarodowy Wyścig Kolarski 24-27 lipca 2019
International Cycling Race
DOKOŁA MAZOWSZA



Mazovia
Team

UCI EUROPE TOUR
Klasa ME 2.2.

Patronat honorowy Marszałka Województwa Mazowieckiego

www.mazovia-team.pl

Organizator / Organizer: SWiRS "Mazovia Team" 01-494 Warszawa, Waldorffa 29 +48 22 499 55 46 * Dyrektor Wyścigu: Marcin Wasiołek +48 501 550 347

Komunikat Nr 2 / Communique No 2

Wyniki etapu PROLOG - jazda na czas - rozegranego w dniu 24.07.19
Stage results PROLOG - Individual Time Trial - played on 24.07.19

Trasa / Route: Służewiec Tor Wyścigów Konnych

ETAP PROLOG

KLASYFIKACJE NA ETAPIE / ON STAGE CLASSIFICATIONS:



Klasyfikacja indywidualna generalna na etapie PROLOG :
Individual General classification on stage PROLOG :

Dystans etapu / Stage distance: 2.4 km

M-ce Place	Nr No	UCI ID	NAZWISKO i imię Name and first name	Drużyna / Team	Czas /Time z karami	Różnica Gap	Vp
1.	25 *	100 778 522 81	NOR BLIKRA Erlend	Coop-Øster Hus	0h 02' 42" .30		53.333 km/h
2.	51	100 046 089 95	POL KUREK Adrian	HUROM BDC Development	0h 02' 44" .06	+ 00'02"	52.683 km/h
3.	31	100 032 459 45	CZE BÁRTA Jan	ELKOV - AUTHOR	0h 02' 45" .44	+ 00'03"	52.364 km/h
4.	5	100 079 514 55	POL STOSZ Patryk	CCC Development Team	0h 02' 46" .10	+ 00'04"	52.048 km/h
5.	2	100 086 286 37	POL MAŁECKI Kamil	CCC Development Team	0h 02' 46" .65	+ 00'04"	52.048 km/h
6.	11	100 094 985 06	EST VAHTRA Norman	Cycling TARTU	0h 02' 46" .68	+ 00'04"	52.048 km/h
7.	4 *	100 153 284 08	POL PAPIERSKI Damian	CCC Development Team	0h 02' 46" .84	+ 00'04"	52.048 km/h
8.	1 *	100 109 575 46	POL ANIOŁKOWSKI Stanisław	CCC Development Team	0h 02' 47" .65	+ 00'05"	51.737 km/h
9.	135 *	100 095 475 11	POL BOGUSŁAWSKI Marcei	WIBATECH MERX Wrocław	0h 02' 47" .84	+ 00'05"	51.737 km/h
10.	24	100 081 296 91	DEN BENDIXEN Louis	Coop-Øster Hus	0h 02' 48" .83	+ 00'06"	51.429 km/h
11.	192 *	100 108 070 93	POL KRAWCZYK Szymon	Region LUBELSKI	0h 02' 49" .04	+ 00'07"	51.124 km/h
12.	137	100 053 545 82	POL STĘPNIAK Grzegorz	WIBATECH MERX Wrocław	0h 02' 49" .11	+ 00'07"	51.124 km/h
13.	62 *	100 108 067 90	LTU ADOMAITIS Rojus	LITHUANIAN National Team	0h 02' 49" .63	+ 00'07"	51.124 km/h
14.	197	100 060 613 69	POL STACHOWIAK Adam	Region LUBELSKI	0h 02' 50" .36	+ 00'08"	50.824 km/h
15.	52 *	100 109 574 45	POL BANASZEK Norbert	HUROM BDC Development	0h 02' 50" .40	+ 00'08"	50.824 km/h
16.	35	100 075 031 34	CZE SISR Frantisek	ELKOV - AUTHOR	0h 02' 50" .73	+ 00'08"	50.824 km/h
17.	73	100 143 659 83	NED JOHANNINK Jelle	Sensa-Kvk CyclingTeam	0h 02' 50" .95	+ 00'08"	50.824 km/h
18.	136	100 040 322 51	POL PATERSKI Maciej	WIBATECH MERX Wrocław	0h 02' 50" .99	+ 00'08"	50.824 km/h
19.	21 *	100 106 114 77	NOR AALRUST Håkon Lunder	Coop-Øster Hus	0h 02' 51" .15	+ 00'09"	50.526 km/h
20.	191	100 070 651 19	POL FRANCZAK Paweł	Region LUBELSKI	0h 02' 51" .31	+ 00'09"	50.526 km/h
21.	63 *	100 101 703 31	LTU BENIUŠIS Justas	LITHUANIAN National Team	0h 02' 52" .46	+ 00'10"	50.233 km/h
22.	77	100 088 175 83	NED SCHOLTEN Wiebe	Sensa-Kvk CyclingTeam	0h 02' 52" .52	+ 00'10"	50.233 km/h
23.	32	100 094 888 06	CZE NEUMAN Dominik	ELKOV - AUTHOR	0h 02' 52" .79	+ 00'10"	50.233 km/h
24.	53	100 087 302 83	POL KACZMAREK Jakub	HUROM BDC Development	0h 02' 53" .08	+ 00'11"	49.942 km/h
25.	61 *	100 099 737 05	LTU LAŠINIS Venantas	LITHUANIAN National Team	0h 02' 53" .22	+ 00'11"	49.942 km/h
26.	116 *	100 465 839 29	CZE PALICKA Hynek	TOPFOREX - LAPIERRE	0h 02' 53" .25	+ 00'11"	49.942 km/h
27.	17 *	100 348 136 84	EST ÄRM Rait	Cycling TARTU	0h 02' 53" .16	+ 00'11"	49.942 km/h
28.	16	100 086 874 43	EST NISU Oskar	Cycling TARTU	0h 02' 53" .53	+ 00'11"	49.942 km/h
29.	6 *	100 514 521 17	POL WALKOWIAK Kacper	CCC Development Team	0h 02' 53" .69	+ 00'11"	49.942 km/h

sponsorzy i partnerzy



Komputer wyścigu / Race computer: Andrzej & Marcin RUSIECKI mobile + 48 662 137 770 * e-mail: andrusflex@o2.pl * www.flextour.pl

* - Poniżej 23 lat / Men Under 23

Strona / Page 1 z 13

Lekarz Wyścigu / Race doctor: dr Grzegorz RIEMER * mobile + 48 602 533 611 * Radio Wyścigu: / Radio Tour k./ch. 1 - 82,1250 MHz

30.	115 *	100 460 193 09		CZE	FOLTAN Adam	TOPFOREX - LAPIERRE	0h 02' 53" .87 + 00'11"	49.942 km/h
31.	117	100 086 246 94		CZE	LEHKY Roman	TOPFOREX - LAPIERRE	0h 02' 53" .75 + 00'11"	49.942 km/h
32.	55	100 093 502 75		POL	PAWLAK Tobiasz	HUROM BDC Development	0h 02' 54" .01 + 00'12"	49.655 km/h
33.	164 *	100 101 727 55		POL	MRÓWKA Adrian	KK TARNOVIA	0h 02' 54" .24 + 00'12"	49.655 km/h
34.	23 *	100 154 860 32		NOR	HJEMSÆTER Olav	Coop-Øster Hus	0h 02' 54" .29 + 00'12"	49.655 km/h
35.	153 *	100 158 506 89		POL	GIERACKI Patryk	TC CHROBRY SCOTT Glogów	0h 02' 54" .41 + 00'12"	49.655 km/h
36.	112 *	100 480 057 85		CZE	KLABOUCH Petr	TOPFOREX - LAPIERRE	0h 02' 54" .84 + 00'12"	49.655 km/h
37.	132	100 079 516 57		POL	KONWA Piotr	WIBATECH MERX Wrocław	0h 02' 55" .35 + 00'13"	49.371 km/h
38.	34	100 087 085 60		CZE	ZAHÁLKA Matěj	ELKOV - AUTHOR	0h 02' 55" .37 + 00'13"	49.371 km/h
39.	133	100 030 374 94		POL	CIEŚLIK Paweł	WIBATECH MERX Wrocław	0h 02' 55" .39 + 00'13"	49.371 km/h
40.	22 *	100 158 609 95		NOR	SOTBERG Andre	Coop-Øster Hus	0h 02' 55" .90 + 00'13"	49.371 km/h
41.	14 *	100 097 307 00		EST	JOHANSON Kristjan	Cycling TARTU	0h 02' 55" .93 + 00'13"	49.371 km/h
42.	91 *	100 097 706 11		SVK	OROS Samuel	SLOVAKIA National Team	0h 02' 56" .00 + 00'14"	49.091 km/h
43.	134	100 086 964 36		POL	SYKAŁA Wojciech	WIBATECH MERX Wrocław	0h 02' 56" .10 + 00'14"	49.091 km/h
44.	3 *	100 514 739 41		POL	WAWRZYŃIAK Karol	CCC Development Team	0h 02' 56" .30 + 00'14"	49.091 km/h
45.	93 *	100 234 791 35		SVK	KUBIŠ Lukáš	SLOVAKIA National Team	0h 02' 56" .51 + 00'14"	49.091 km/h
46.	92 *	100 110 758 65		SVK	VLČÁK Martin	SLOVAKIA National Team	0h 02' 56" .57 + 00'14"	49.091 km/h
47.	33	100 086 590 50		CZE	SCHLEGEL Michal	ELKOV - AUTHOR	0h 02' 56" .63 + 00'14"	49.091 km/h
48.	15 *	100 099 658 23		EST	KISKONEN Siim	Cycling TARTU	0h 02' 56" .65 + 00'14"	49.091 km/h
49.	122	100 090 333 10		UKR	HRYNIV Vitaliy	UKRAINIAN National Team	0h 02' 56" .72 + 00'14"	49.091 km/h
50.	111	100 093 386 56		CZE	PETRUŠ Jiří	TOPFOREX - LAPIERRE	0h 02' 57" .22 + 00'15"	48.814 km/h
51.	74 *	100 231 601 46		NED	GADEMAN Sam	Sensa-Kvk CyclingTeam	0h 02' 57" .25 + 00'15"	48.814 km/h
52.	64 *	100 161 288 58		LTU	JANUŠKEVIČIUS Mantas	LITHUANIAN National Team	0h 02' 57" .26 + 00'15"	48.814 km/h
53.	172	100 164 019 73		BEL	FABRI Hannes	MOSTOWY International	0h 02' 57" .30 + 00'15"	48.814 km/h
54.	161 *	100 161 452 28		POL	BYSTRZYCKI Wojciech	KK TARNOVIA	0h 02' 57" .62 + 00'15"	48.814 km/h
55.	152 *	100 150 929 78		POL	MURIAS Jakub	TC CHROBRY SCOTT Glogów	0h 02' 58" .22 + 00'16"	48.539 km/h
56.	114 *	100 474 205 53		CZE	ŘEPA Vojtěch	TOPFOREX - LAPIERRE	0h 02' 58" .38 + 00'16"	48.539 km/h
57.	104	100 054 087 42		RUS	KOVALEV Evgeny	Team MARATHON-TULA	0h 02' 58" .55 + 00'16"	48.539 km/h
58.	67 *	100 365 896 93		LTU	KMIELIAUSKAS Rokas	LITHUANIAN National Team	0h 02' 58" .42 + 00'16"	48.539 km/h
59.	72 *	100 457 655 90		NED	HUNTINK Jentje	Sensa-Kvk CyclingTeam	0h 02' 58" .64 + 00'16"	48.539 km/h
60.	65 *	100 153 282 06		LTU	MASIULIS Denas	LITHUANIAN National Team	0h 02' 58" .76 + 00'16"	48.539 km/h
61.	131	100 022 987 79		POL	RUTKIEWICZ Marek	WIBATECH MERX Wrocław	0h 02' 58" .86 + 00'16"	48.539 km/h
62.	76	100 137 225 51		NED	HOFMAN Arian	Sensa-Kvk CyclingTeam	0h 02' 58" .95 + 00'16"	48.539 km/h
63.	71 *	100 230 819 40		NED	MORSINK Jesse	Sensa-Kvk CyclingTeam	0h 02' 59" .33 + 00'17"	48.268 km/h
64.	165 *	100 158 490 73		POL	KORDUS Kamil	KK TARNOVIA	0h 02' 59" .34 + 00'17"	48.268 km/h
65.	103 *	100 101 679 07		RUS	SUKHOV Maksim	Team MARATHON-TULA	0h 02' 59" .35 + 00'17"	48.268 km/h
66.	41 *	100 155 596 89		POL	WISZNIEWSKI Kacper	GKS CARTUSIA BikeAtelier	0h 02' 59" .44 + 00'17"	48.268 km/h
67.	46 *	100 110 413 11		POL	CENIUCH Wojciech	GKS CARTUSIA BikeAtelier	0h 02' 59" .68 + 00'17"	48.268 km/h
68.	162 *	100 524 944 61		POL	ŁAMASZEWSKI Jan	KK TARNOVIA	0h 02' 59" .76 + 00'17"	48.268 km/h
69.	163 *	100 158 491 74		POL	KOSTAŃSKI Mateusz	KK TARNOVIA	0h 02' 59" .81 + 00'17"	48.268 km/h
70.	194 *	100 158 487 70		POL	PROĆ Bartłomiej	Region LUBELSKI	0h 03' 00" .05 + 00'18"	48.000 km/h
71.	124	100 078 924 47		UKR	DZHUS Volodymyr	UKRAINIAN National Team	0h 03' 00" .26 + 00'18"	48.000 km/h
72.	105	100 094 842 57		RUS	KOMIN Aleksandr	Team MARATHON-TULA	0h 03' 00" .72 + 00'18"	48.000 km/h
73.	193 *	100 097 260 50		POL	STANISZEWSKI Daniel	Region LUBELSKI	0h 03' 00" .97 + 00'18"	48.000 km/h

sponsory i partnerzy



74.	155 *	100 534 437 48	 POL	BIENIEK Damian	TC CHROBRY SCOTT Glogów	0h 03' 00" .99 + 00'18"	48.000 km/h
75.	121	100 091 665 81	 UKR	GLADYSH Roman	UKRAINIAN National Team	0h 03' 01" .31 + 00'19"	47.735 km/h
76.	146	100 086 919 88	 POL	REKITA Szymon	POLISH National Team	0h 03' 01" .36 + 00'19"	47.735 km/h
77.	66 *	100 365 893 90	 LTU	KELMELIS Aristidas	LITHUANIAN National Team	0h 03' 01" .56 + 00'19"	47.735 km/h
78.	95 *	100 109 677 51	 SVK	VARHAŇOVSKÝ Jakub	SLOVAKIA National Team	0h 03' 01" .65 + 00'19"	47.735 km/h
79.	202 *	100 159 222 29	 POL	MIAZGA Jan	LUKS TRÓJKA PIASECZNO	0h 03' 01" .79 + 00'19"	47.735 km/h
80.	82 *	100 349 880 82	 RUS	YATSENKO Ivan	SESTRORETSK Team	0h 03' 01" .95 + 00'19"	47.735 km/h
81.	176	100 136 550 55	 GBR	HUTCHINGS Oscar	MOSTOWY International	0h 03' 02" .05 + 00'20"	47.473 km/h
82.	195 *	100 546 698 87	 POL	ZABŁOCKI Bartłomiej	Region LUBELSKI	0h 03' 02" .06 + 00'20"	47.473 km/h
83.	13 *	100 146 666 83	 EST	SANKMANN Joosep	Cycling TARTU	0h 03' 02" .37 + 00'20"	47.473 km/h
84.	156 *	100 550 984 08	 POL	ZARĘBSKI Marcin	TC CHROBRY SCOTT Glogów	0h 03' 02" .63 + 00'20"	47.473 km/h
85.	182 *	100 155 599 92	 POL	CHMIELEWSKI Maciej	Region MAZOWSZE	0h 03' 02" .83 + 00'20"	47.473 km/h
86.	26 *	100 110 487 85	 SWE	ERIKSSON Jacob	Coop-Øster Hus	0h 03' 02" .98 + 00'20"	47.473 km/h
87.	113 *	100 101 825 56	 CZE	CAPEK Tomas	TOPFOREX - LAPIERRE	0h 03' 03" .12 + 00'21"	47.213 km/h
88.	196 *	100 158 482 65	 POL	KLOC Dawid	Region LUBELSKI	0h 03' 03" .33 + 00'21"	47.213 km/h
89.	75 *	100 228 387 33	 NED	DE BLOM Bastiaan	Sensa-Kvk CyclingTeam	0h 03' 03" .51 + 00'21"	47.213 km/h
90.	102 *	100 159 586 05	 RUS	TIKHONIN Evgenii	Team MARATHON-TULA	0h 03' 03" .53 + 00'21"	47.213 km/h
91.	85 *	100 349 750 49	 RUS	POTEKALO Nikolai	SESTRORETSK Team	0h 03' 03" .79 + 00'21"	47.213 km/h
92.	204 *	100 548 443 86	 POL	TRYC Jakub	LUKS TRÓJKA PIASECZNO	0h 03' 04" .43 + 00'22"	46.957 km/h
93.	151 *	100 143 868 01	 POL	KUKLEWICZ Karol	TC CHROBRY SCOTT Glogów	0h 03' 04" .55 + 00'22"	46.957 km/h
94.	94 *	100 460 382 04	 SVK	LÍŠKA Andrej	SLOVAKIA National Team	0h 03' 04" .57 + 00'22"	46.957 km/h
95.	106	100 078 965 88	 RUS	SAZANOV Andrei	Team MARATHON-TULA	0h 03' 05" .10 + 00'23"	46.703 km/h
96.	84 *	100 349 254 38	 RUS	BONDARCHUK Nikita	SESTRORETSK Team	0h 03' 05" .26 + 00'23"	46.703 km/h
97.	56 *	100 098 830 68	 POL	BUDZIŃSKI Tomasz	HUROM BDC Development	0h 03' 05" .45 + 00'23"	46.703 km/h
98.	144	100 055 196 84	 POL	HONKISZ Adrian	POLISH National Team	0h 03' 05" .49 + 00'23"	46.703 km/h
99.	43 *	100 563 247 49	 POL	WENGLORZ Michał	GKS CARTUSIA BikeAtelier	0h 03' 05" .50 + 00'23"	46.703 km/h
100.	45 *	100 348 122 70	 POL	GRZENKOWICZ Nikodem	GKS CARTUSIA BikeAtelier	0h 03' 05" .68 + 00'23"	46.703 km/h
101.	57	100 033 143 50	 POL	DETKO Artur	HUROM BDC Development	0h 03' 05" .63 + 00'23"	46.703 km/h
102.	54	100 072 469 91	 POL	KOSTECKI Patryk	HUROM BDC Development	0h 03' 06" .95 + 00'24"	46.452 km/h
103.	206 *	100 610 278 35	 POL	BOROWSKI Sebastian	LUKS TRÓJKA PIASECZNO	0h 03' 07" .36 + 00'25"	46.203 km/h
104.	175	100 193 688 60	 GBR	BARTLETT Tobias	MOSTOWY International	0h 03' 07" .41 + 00'25"	46.203 km/h
105.	101 *	100 146 292 00	 RUS	GERASIMOV Ivan	Team MARATHON-TULA	0h 03' 07" .68 + 00'25"	46.203 km/h
106.	174	100 154 842 14	 USA	COLLINS Patrick	MOSTOWY International	0h 03' 07" .71 + 00'25"	46.203 km/h
107.	96	100 077 679 63	 SVK	MÁLIK Róbert	SLOVAKIA National Team	0h 03' 08" .04 + 00'26"	45.957 km/h
108.	81 *	100 349 429 19	 RUS	BELYAKOV Sergey	SESTRORETSK Team	0h 03' 08" .23 + 00'26"	45.957 km/h
109.	42 *	100 484 464 30	 POL	KRUKOWSKI Jan	GKS CARTUSIA BikeAtelier	0h 03' 08" .35 + 00'26"	45.957 km/h
110.	141 *	100 143 891 24	 POL	MATUSIAK Sebastian	POLISH National Team	0h 03' 08" .40 + 00'26"	45.957 km/h
111.	44 *	100 951 804 24	 POL	GRYGORCZYK Krystian	GKS CARTUSIA BikeAtelier	0h 03' 08" .93 + 00'26"	45.957 km/h
112.	173	100 962 819 78	 USA	BIRCH Derek	MOSTOWY International	0h 03' 09" .56 + 00'27"	45.714 km/h
113.	123 *	100 894 701 54	 UKR	KANAKA Oleh	UKRAINIAN National Team	0h 03' 10" .01 + 00'28"	45.474 km/h
114.	181	100 585 201 81	 POL	SIEDLACZEK Kamil	Region MAZOWSZE	0h 03' 10" .05 + 00'28"	45.474 km/h
115.	12 *	100 111 495 26	 EST	PRANGEL Kristo	Cycling TARTU	0h 03' 11" .44 + 00'29"	45.236 km/h
116.	201 *	100 158 500 83	 POL	POMASKI Mateusz	LUKS TRÓJKA PIASECZNO	0h 03' 12" .85 + 00'30"	45.000 km/h
117.	203 *	100 150 609 49	 POL	KRUPA Adrian	LUKS TRÓJKA PIASECZNO	0h 03' 13" .11 + 00'31"	44.767 km/h

sponsory i partnerzy



118.	145 *	100 489 537 59		POL	DOMIN Krzysztof	POLISH National Team	0h 03' 13" .14 + 00'31"	44.767 km/h
119.	185	100 549 058 22		BLR	PRUDNIKAU Dzmitry	Region MAZOWSZE	0h 03' 13" .24 + 00'31"	44.767 km/h
120.	126 *	100 907 169 09		UKR	POKOIOVYI Nazar	UKRAINIAN National Team	0h 03' 13" .35 + 00'31"	44.767 km/h
121.	143 *	100 538 107 32		POL	MAŃK Józef	POLISH National Team	0h 03' 13" .84 + 00'31"	44.767 km/h
122.	184 *	100 157 718 77		POL	MICHNOWSKI Jakub	Region MAZOWSZE	0h 03' 14" .87 + 00'32"	44.536 km/h
123.	154 *	100 534 435 46		POL	STELCZYK Szymon	TC CHROBRY SCOTT Glogów	0h 03' 15" .49 + 00'33"	44.308 km/h
124.	205 *	100 101 733 61		POL	RAGUS Krystian	LUKS TRÓJKA PIASECZNO	0h 03' 15" .92 + 00'33"	44.308 km/h
125.	83 *	100 108 807 54		RUS	LOSEV Ilya	SESTRORETSK Team	0h 03' 17" .05 + 00'35"	43.858 km/h
126.	47 *	100 514 722 24		POL	MODLINSKI Marcel	GKS CARTUSIA BikeAtelier	0h 03' 18" .76 + 00'36"	43.636 km/h
127.	125 *	100 896 635 48		UKR	TSARENKO Kyrylo	UKRAINIAN National Team	0h 03' 20" .67 + 00'38"	43.200 km/h
128.	36 *	100 150 930 79		CZE	OTRUBA Jakub	ELKOV - AUTHOR	0h 03' 21" .43 + 00'39"	42.985 km/h
129.	183 *	100 949 239 78		POL	SKÓRKA Kornel	Region MAZOWSZE	0h 03' 34" .73 + 00'52"	40.374 km/h
130.	142 *	100 546 683 72		POL	NOCEŃ Adam	POLISH National Team	0h 04' 12" .05 + 01'30"	34.286 km/h

Uprawnionych do startu na etapie: 130 zawodników. Entitled to start on the stage: 130 of riders.

Etap ukończyło: 130 zawodników. Stage finished: 130 of riders.

sponsorzy i partnerzy



KLASYFIKACJE PO ETAPACH / GENERAL CLASSIFICATIONS:

**Klasyfikacja indywidualna generalna po etapach :****Individual General classification :****SPONSOR: KarGas Profil**








Łączny dystans / Total distance: 2.4 km

Vp = 53.333 km/h

M-ce Place	Nr No	UCI ID	NAZWISKO i imię Name and first name	Drużyna / Team	Czas Time	Różnica Gap
1.	25 *	100 778 522 81	NOR BLIKRA Erlend	Coop-Øster Hus	0h 02' 42"	
2.	51	100 046 089 95	POL KUREK Adrian	HUROM BDC Development	0h 02' 44"	+ 0h 00' 02"
3.	31	100 032 459 45	CZE BÁRTA Jan	ELKOV - AUTHOR	0h 02' 45"	+ 0h 00' 03"
4.	5	100 079 514 55	POL STOSZ Patryk	CCC Development Team	0h 02' 46"	+ 0h 00' 04"
5.	2	100 086 286 37	POL MAŁECKI Kamil	CCC Development Team	0h 02' 46"	+ 0h 00' 04"
6.	11	100 094 985 06	EST VAHTRA Norman	Cycling TARTU	0h 02' 46"	+ 0h 00' 04"
7.	4 *	100 153 284 08	POL PAPIERSKI Damian	CCC Development Team	0h 02' 46"	+ 0h 00' 04"
8.	1 *	100 109 575 46	POL ANIOŁKOWSKI Stanisław	CCC Development Team	0h 02' 47"	+ 0h 00' 05"
9.	135 *	100 095 475 11	POL BOGUSŁAWSKI Marcei	WIBATECH MERX Wrocław	0h 02' 47"	+ 0h 00' 05"
10.	24	100 081 296 91	DEN BENDIXEN Louis	Coop-Øster Hus	0h 02' 48"	+ 0h 00' 06"
11.	192 *	100 108 070 93	POL KRAWCZYK Szymon	Region LUBELSKI	0h 02' 49"	+ 0h 00' 07"
12.	137	100 053 545 82	POL STĘPNIAK Grzegorz	WIBATECH MERX Wrocław	0h 02' 49"	+ 0h 00' 07"
13.	62 *	100 108 067 90	LTU ADOMAITIS Rojus	LITHUANIAN National Team	0h 02' 49"	+ 0h 00' 07"
14.	197	100 060 613 69	POL STACHOWIAK Adam	Region LUBELSKI	0h 02' 50"	+ 0h 00' 08"
15.	52 *	100 109 574 45	POL BANASZEK Norbert	HUROM BDC Development	0h 02' 50"	+ 0h 00' 08"
16.	35	100 075 031 34	CZE SISR Frantisek	ELKOV - AUTHOR	0h 02' 50"	+ 0h 00' 08"
17.	73	100 143 659 83	NED JOHANNINK Jelle	Sensa-Kvk CyclingTeam	0h 02' 50"	+ 0h 00' 08"
18.	136	100 040 322 51	POL PATERSKI Maciej	WIBATECH MERX Wrocław	0h 02' 50"	+ 0h 00' 08"
19.	21 *	100 106 114 77	NOR AALRUST Håkon Lunder	Coop-Øster Hus	0h 02' 51"	+ 0h 00' 09"
20.	191	100 070 651 19	POL FRANCZAK Paweł	Region LUBELSKI	0h 02' 51"	+ 0h 00' 09"
21.	63 *	100 101 703 31	LTU BENIUŠIS Justas	LITHUANIAN National Team	0h 02' 52"	+ 0h 00' 10"
22.	77	100 088 175 83	NED SCHOLTEN Wiebe	Sensa-Kvk CyclingTeam	0h 02' 52"	+ 0h 00' 10"
23.	32	100 094 888 06	CZE NEUMAN Dominik	ELKOV - AUTHOR	0h 02' 52"	+ 0h 00' 10"
24.	53	100 087 302 83	POL KACZMAREK Jakub	HUROM BDC Development	0h 02' 53"	+ 0h 00' 11"
25.	17 *	100 348 136 84	EST ÄRM Rait	Cycling TARTU	0h 02' 53"	+ 0h 00' 11"
26.	61 *	100 099 737 05	LTU LAŠINIS Venantas	LITHUANIAN National Team	0h 02' 53"	+ 0h 00' 11"
27.	116 *	100 465 839 29	CZE PALICKA Hynek	TOPFOREX - LAPIERRE	0h 02' 53"	+ 0h 00' 11"
28.	16	100 086 874 43	EST NISU Oskar	Cycling TARTU	0h 02' 53"	+ 0h 00' 11"
29.	6 *	100 514 521 17	POL WALKOWIAK Kacper	CCC Development Team	0h 02' 53"	+ 0h 00' 11"
30.	117	100 086 246 94	CZE LEHKY Roman	TOPFOREX - LAPIERRE	0h 02' 53"	+ 0h 00' 11"
31.	115 *	100 460 193 09	CZE FOLTAN Adam	TOPFOREX - LAPIERRE	0h 02' 53"	+ 0h 00' 11"
32.	55	100 093 502 75	POL PAWLAK Tobiasz	HUROM BDC Development	0h 02' 54"	+ 0h 00' 12"
33.	164 *	100 101 727 55	POL MRÓWKA Adrian	KK TARNOWIA	0h 02' 54"	+ 0h 00' 12"
34.	23 *	100 154 860 32	NOR HJEMSÆTER Olav	Coop-Øster Hus	0h 02' 54"	+ 0h 00' 12"
35.	153 *	100 158 506 89	POL GIERACKI Patryk	TC CHROBRY SCOTT Głogów	0h 02' 54"	+ 0h 00' 12"
36.	112 *	100 480 057 85	CZE KLABOUCH Petr	TOPFOREX - LAPIERRE	0h 02' 54"	+ 0h 00' 12"
37.	132	100 079 516 57	POL KONWA Piotr	WIBATECH MERX Wrocław	0h 02' 55"	+ 0h 00' 13"



















sponsory i partnerzy



38.	34	100 087 085 60		CZE	ZAHÁLKA Matěj	ELKOV - AUTHOR	0h 02' 55"	+ 0h 00' 13"
39.	133	100 030 374 94		POL	CIEŚLIK Paweł	WIBATECH MERX Wrocław	0h 02' 55"	+ 0h 00' 13"
40.	22 *	100 158 609 95		NOR	SOTBERG Andre	Coop-Øster Hus	0h 02' 55"	+ 0h 00' 13"
41.	14 *	100 097 307 00		EST	JOHANSON Kristjan	Cycling TARTU	0h 02' 55"	+ 0h 00' 13"
42.	91 *	100 097 706 11		SVK	OROS Samuel	SLOVAKIA National Team	0h 02' 56"	+ 0h 00' 14"
43.	134	100 086 964 36		POL	SYKAŁA Wojciech	WIBATECH MERX Wrocław	0h 02' 56"	+ 0h 00' 14"
44.	3 *	100 514 739 41		POL	WAWRZYŃIAK Karol	CCC Development Team	0h 02' 56"	+ 0h 00' 14"
45.	93 *	100 234 791 35		SVK	KUBIŠ Lukáš	SLOVAKIA National Team	0h 02' 56"	+ 0h 00' 14"
46.	92 *	100 110 758 65		SVK	VLČÁK Martin	SLOVAKIA National Team	0h 02' 56"	+ 0h 00' 14"
47.	33	100 086 590 50		CZE	SCHLEGEL Michal	ELKOV - AUTHOR	0h 02' 56"	+ 0h 00' 14"
48.	15 *	100 099 658 23		EST	KISKONEN Siim	Cycling TARTU	0h 02' 56"	+ 0h 00' 14"
49.	122	100 090 333 10		UKR	HRYNIV Vitaliy	UKRAINIAN National Team	0h 02' 56"	+ 0h 00' 14"
50.	111	100 093 386 56		CZE	PETRUŠ Jiří	TOPFOREX - LAPIERRE	0h 02' 57"	+ 0h 00' 15"
51.	74 *	100 231 601 46		NED	GADEMAN Sam	Sensa-Kvk CyclingTeam	0h 02' 57"	+ 0h 00' 15"
52.	64 *	100 161 288 58		LTU	JANUŠKEVIČIUS Mantas	LITHUANIAN National Team	0h 02' 57"	+ 0h 00' 15"
53.	172	100 164 019 73		BEL	FABRI Hannes	MOSTOWY International	0h 02' 57"	+ 0h 00' 15"
54.	161 *	100 161 452 28		POL	BYSTRZYCKI Wojciech	KK TARNOVIA	0h 02' 57"	+ 0h 00' 15"
55.	152 *	100 150 929 78		POL	MURIAS Jakub	TC CHROBRY SCOTT Glogów	0h 02' 58"	+ 0h 00' 16"
56.	114 *	100 474 205 53		CZE	ŘEPA Vojtěch	TOPFOREX - LAPIERRE	0h 02' 58"	+ 0h 00' 16"
57.	67 *	100 365 896 93		LTU	KMIELIAUSKAS Rokas	LITHUANIAN National Team	0h 02' 58"	+ 0h 00' 16"
58.	104	100 054 087 42		RUS	KOVALEV Evgeny	Team MARATHON-TULA	0h 02' 58"	+ 0h 00' 16"
59.	72 *	100 457 655 90		NED	HUNTINK Jentje	Sensa-Kvk CyclingTeam	0h 02' 58"	+ 0h 00' 16"
60.	65 *	100 153 282 06		LTU	MASIULIS Denas	LITHUANIAN National Team	0h 02' 58"	+ 0h 00' 16"
61.	131	100 022 987 79		POL	RUTKIEWICZ Marek	WIBATECH MERX Wrocław	0h 02' 58"	+ 0h 00' 16"
62.	76	100 137 225 51		NED	HOFMAN Arian	Sensa-Kvk CyclingTeam	0h 02' 58"	+ 0h 00' 16"
63.	71 *	100 230 819 40		NED	MORSINK Jesse	Sensa-Kvk CyclingTeam	0h 02' 59"	+ 0h 00' 17"
64.	165 *	100 158 490 73		POL	KORDUS Kamil	KK TARNOVIA	0h 02' 59"	+ 0h 00' 17"
65.	103 *	100 101 679 07		RUS	SUKHOV Maksim	Team MARATHON-TULA	0h 02' 59"	+ 0h 00' 17"
66.	41 *	100 155 596 89		POL	WISZNIEWSKI Kacper	GKS CARTUSIA BikeAtelier	0h 02' 59"	+ 0h 00' 17"
67.	46 *	100 110 413 11		POL	CENIUCH Wojciech	GKS CARTUSIA BikeAtelier	0h 02' 59"	+ 0h 00' 17"
68.	162 *	100 524 944 61		POL	ŁAMASZEWSKI Jan	KK TARNOVIA	0h 02' 59"	+ 0h 00' 17"
69.	163 *	100 158 491 74		POL	KOSTAŃSKI Mateusz	KK TARNOVIA	0h 02' 59"	+ 0h 00' 17"
70.	194 *	100 158 487 70		POL	PROĆ Bartłomiej	Region LUBELSKI	0h 03' 00"	+ 0h 00' 18"
71.	124	100 078 924 47		UKR	DZHUS Volodymyr	UKRAINIAN National Team	0h 03' 00"	+ 0h 00' 18"
72.	105	100 094 842 57		RUS	KOMIN Aleksandr	Team MARATHON-TULA	0h 03' 00"	+ 0h 00' 18"
73.	193 *	100 097 260 50		POL	STANISZEWSKI Daniel	Region LUBELSKI	0h 03' 00"	+ 0h 00' 18"
74.	155 *	100 534 437 48		POL	BIENIEK Damian	TC CHROBRY SCOTT Glogów	0h 03' 00"	+ 0h 00' 18"
75.	121	100 091 665 81		UKR	GLADYSH Roman	UKRAINIAN National Team	0h 03' 01"	+ 0h 00' 19"
76.	146	100 086 919 88		POL	REKITA Szymon	POLISH National Team	0h 03' 01"	+ 0h 00' 19"
77.	66 *	100 365 893 90		LTU	KELMELIS Aristidas	LITHUANIAN National Team	0h 03' 01"	+ 0h 00' 19"
78.	95 *	100 109 677 51		SVK	VARHAŇOVSKÝ Jakub	SLOVAKIA National Team	0h 03' 01"	+ 0h 00' 19"
79.	202 *	100 159 222 29		POL	MIAZGA Jan	LUKS TRÓJKA PIASECZNO	0h 03' 01"	+ 0h 00' 19"

sponsory i partnerzy



80.	82 *	100 349 880 82	 RUS	YATSENKO Ivan	SESTRORETSK Team	0h 03' 01"	+ 0h 00' 19"
81.	176	100 136 550 55	 GBR	HUTCHINGS Oscar	MOSTOWY International	0h 03' 02"	+ 0h 00' 20"
82.	195 *	100 546 698 87	 POL	ZABŁOCKI Bartłomiej	Region LUBELSKI	0h 03' 02"	+ 0h 00' 20"
83.	13 *	100 146 666 83	 EST	SANKMANN Joosep	Cycling TARTU	0h 03' 02"	+ 0h 00' 20"
84.	156 *	100 550 984 08	 POL	ZARĘBSKI Marcin	TC CHROBRY SCOTT Głogów	0h 03' 02"	+ 0h 00' 20"
85.	182 *	100 155 599 92	 POL	CHMIELEWSKI Maciej	Region MAZOWSZE	0h 03' 02"	+ 0h 00' 20"
86.	26 *	100 110 487 85	 SWE	ERIKSSON Jacob	Coop-Øster Hus	0h 03' 02"	+ 0h 00' 20"
87.	113 *	100 101 825 56	 CZE	CAPEK Tomas	TOPFOREX - LAPIERRE	0h 03' 03"	+ 0h 00' 21"
88.	196 *	100 158 482 65	 POL	KLOC Dawid	Region LUBELSKI	0h 03' 03"	+ 0h 00' 21"
89.	75 *	100 228 387 33	 NED	DE BLOM Bastiaan	Sensa-Kvk CyclingTeam	0h 03' 03"	+ 0h 00' 21"
90.	102 *	100 159 586 05	 RUS	TIKHONIN Evgenii	Team MARATHON-TULA	0h 03' 03"	+ 0h 00' 21"
91.	85 *	100 349 750 49	 RUS	POTEKALO Nikolai	SESTRORETSK Team	0h 03' 03"	+ 0h 00' 21"
92.	204 *	100 548 443 86	 POL	TRYC Jakub	LUKS TRÓJKA PIASECZNO	0h 03' 04"	+ 0h 00' 22"
93.	151 *	100 143 868 01	 POL	KUKLEWICZ Karol	TC CHROBRY SCOTT Głogów	0h 03' 04"	+ 0h 00' 22"
94.	94 *	100 460 382 04	 SVK	LIŠKA Andrej	SLOVAKIA National Team	0h 03' 04"	+ 0h 00' 22"
95.	106	100 078 965 88	 RUS	SAZANOV Andrei	Team MARATHON-TULA	0h 03' 05"	+ 0h 00' 23"
96.	84 *	100 349 254 38	 RUS	BONDARCHUK Nikita	SESTRORETSK Team	0h 03' 05"	+ 0h 00' 23"
97.	56 *	100 098 830 68	 POL	BUDZIŃSKI Tomasz	HUROM BDC Development	0h 03' 05"	+ 0h 00' 23"
98.	144	100 055 196 84	 POL	HONKISZ Adrian	POLISH National Team	0h 03' 05"	+ 0h 00' 23"
99.	43 *	100 563 247 49	 POL	WENGLORZ Michał	GKS CARTUSIA BikeAtelier	0h 03' 05"	+ 0h 00' 23"
100.	57	100 033 143 50	 POL	DETKO Artur	HUROM BDC Development	0h 03' 05"	+ 0h 00' 23"
101.	45 *	100 348 122 70	 POL	GRZENKOWICZ Nikodem	GKS CARTUSIA BikeAtelier	0h 03' 05"	+ 0h 00' 23"
102.	54	100 072 469 91	 POL	KOSTECKI Patryk	HUROM BDC Development	0h 03' 06"	+ 0h 00' 24"
103.	206 *	100 610 278 35	 POL	BOROWSKI Sebastian	LUKS TRÓJKA PIASECZNO	0h 03' 07"	+ 0h 00' 25"
104.	175	100 193 688 60	 GBR	BARTLETT Tobias	MOSTOWY International	0h 03' 07"	+ 0h 00' 25"
105.	101 *	100 146 292 00	 RUS	GERASIMOV Ivan	Team MARATHON-TULA	0h 03' 07"	+ 0h 00' 25"
106.	174	100 154 842 14	 USA	COLLINS Patrick	MOSTOWY International	0h 03' 07"	+ 0h 00' 25"
107.	96	100 077 679 63	 SVK	MÁLIK Róbert	SLOVAKIA National Team	0h 03' 08"	+ 0h 00' 26"
108.	81 *	100 349 429 19	 RUS	BELYAKOV Sergey	SESTRORETSK Team	0h 03' 08"	+ 0h 00' 26"
109.	42 *	100 484 464 30	 POL	KRUKOWSKI Jan	GKS CARTUSIA BikeAtelier	0h 03' 08"	+ 0h 00' 26"
110.	141 *	100 143 891 24	 POL	MATUSIAK Sebastian	POLISH National Team	0h 03' 08"	+ 0h 00' 26"
111.	44 *	100 951 804 24	 POL	GRYGORCZYK Krystian	GKS CARTUSIA BikeAtelier	0h 03' 08"	+ 0h 00' 26"
112.	173	100 962 819 78	 USA	BIRCH Derek	MOSTOWY International	0h 03' 09"	+ 0h 00' 27"
113.	123 *	100 894 701 54	 UKR	KANAKA Oleh	UKRAINIAN National Team	0h 03' 10"	+ 0h 00' 28"
114.	181	100 585 201 81	 POL	SIEDLACZEK Kamil	Region MAZOWSZE	0h 03' 10"	+ 0h 00' 28"
115.	12 *	100 111 495 26	 EST	PRANGEL Kristo	Cycling TARTU	0h 03' 11"	+ 0h 00' 29"
116.	201 *	100 158 500 83	 POL	POMASKI Mateusz	LUKS TRÓJKA PIASECZNO	0h 03' 12"	+ 0h 00' 30"
117.	203 *	100 150 609 49	 POL	KRUPA Adrian	LUKS TRÓJKA PIASECZNO	0h 03' 13"	+ 0h 00' 31"
118.	145 *	100 489 537 59	 POL	DOMIN Krzysztof	POLISH National Team	0h 03' 13"	+ 0h 00' 31"
119.	185	100 549 058 22	 BLR	PRUDNIKAU Dzmitry	Region MAZOWSZE	0h 03' 13"	+ 0h 00' 31"
120.	126 *	100 907 169 09	 UKR	POKOIOVYI Nazar	UKRAINIAN National Team	0h 03' 13"	+ 0h 00' 31"
121.	143 *	100 538 107 32	 POL	MAŃK Józef	POLISH National Team	0h 03' 13"	+ 0h 00' 31"

sponsorzy i partnerzy


















122.	184 *	100 157 718 77		POL	MICHNOWSKI Jakub	Region MAZOWSZE	0h 03' 14"	+ 0h 00' 32"
123.	154 *	100 534 435 46		POL	STELCZYK Szymon	TC CHROBRY SCOTT Glogów	0h 03' 15"	+ 0h 00' 33"
124.	205 *	100 101 733 61		POL	RAGUS Krystian	LUKS TRÓJKA PIASECZNO	0h 03' 15"	+ 0h 00' 33"
125.	83 *	100 108 807 54		RUS	LOSEV Ilya	SESTRORETSK Team	0h 03' 17"	+ 0h 00' 35"
126.	47 *	100 514 722 24		POL	MODLINSKI Marcel	GKS CARTUSIA BikeAtelier	0h 03' 18"	+ 0h 00' 36"
127.	125 *	100 896 635 48		UKR	TSARENKO Kyrilo	UKRAINIAN National Team	0h 03' 20"	+ 0h 00' 38"
128.	36 *	100 150 930 79		CZE	OTRUBA Jakub	ELKOV - AUTHOR	0h 03' 21"	+ 0h 00' 39"
129.	183 *	100 949 239 78		POL	SKÓRKA Kornel	Region MAZOWSZE	0h 03' 34"	+ 0h 00' 52"
130.	142 *	100 546 683 72		POL	NOCEŃ Adam	POLISH National Team	0h 04' 12"	+ 0h 01' 30"


Klasyfikacja do lat 23 po etapach :
Under 23 general classification :
SPONSOR: LOTTO


M-ce Place	Nr No	UCI ID		NAZWISKO i imię Name and first name	Drużyna / Team	Czas Time	Różnica Gap
1.	25	100 778 522 81		NOR BLIKRA Erlend	Coop-Øster Hus	0h 02' 42"	
2.	4	100 153 284 08		POL PAPIERSKI Damian	CCC Development Team	0h 02' 46"	+ 0h 00' 04"
3.	1	100 109 575 46		POL ANIÓŁKOWSKI Stanisław	CCC Development Team	0h 02' 47"	+ 0h 00' 05"
4.	135	100 095 475 11		POL BOGUSŁAWSKI Marcei	WIBATECH MERX Wrocław	0h 02' 47"	+ 0h 00' 05"
5.	192	100 108 070 93		POL KRAWCZYK Szymon	Region LUBELSKI	0h 02' 49"	+ 0h 00' 07"
6.	62	100 108 067 90		LTU ADOMAITIS Rojus	LITHUANIAN National Team	0h 02' 49"	+ 0h 00' 07"
7.	52	100 109 574 45		POL BANASZEK Norbert	HUROM BDC Development	0h 02' 50"	+ 0h 00' 08"
8.	21	100 106 114 77		NOR AALRUST Håkon Lunder	Coop-Øster Hus	0h 02' 51"	+ 0h 00' 09"
9.	63	100 101 703 31		LTU BENIUŠIS Justas	LITHUANIAN National Team	0h 02' 52"	+ 0h 00' 10"
10.	17	100 348 136 84		EST ÄRM Rait	Cycling TARTU	0h 02' 53"	+ 0h 00' 11"
11.	61	100 099 737 05		LTU LAŠINIS Venantas	LITHUANIAN National Team	0h 02' 53"	+ 0h 00' 11"
12.	116	100 465 839 29		CZE PALICKA Hynek	TOPFOREX - LAPIERRE	0h 02' 53"	+ 0h 00' 11"
13.	6	100 514 521 17		POL WALKOWIAK Kacper	CCC Development Team	0h 02' 53"	+ 0h 00' 11"
14.	115	100 460 193 09		CZE FOLTAN Adam	TOPFOREX - LAPIERRE	0h 02' 53"	+ 0h 00' 11"
15.	164	100 101 727 55		POL MRÓWKA Adrian	KK TARNOWIA	0h 02' 54"	+ 0h 00' 12"
16.	23	100 154 860 32		NOR HJEMSÆTER Olav	Coop-Øster Hus	0h 02' 54"	+ 0h 00' 12"
17.	153	100 158 506 89		POL GIERACKI Patryk	TC CHROBRY SCOTT Glogów	0h 02' 54"	+ 0h 00' 12"
18.	112	100 480 057 85		CZE KLABOUCH Petr	TOPFOREX - LAPIERRE	0h 02' 54"	+ 0h 00' 12"
19.	22	100 158 609 95		NOR SOTBERG Andre	Coop-Øster Hus	0h 02' 55"	+ 0h 00' 13"
20.	14	100 097 307 00		EST JOHANSON Kristjan	Cycling TARTU	0h 02' 55"	+ 0h 00' 13"
21.	91	100 097 706 11		SVK OROS Samuel	SLOVAKIA National Team	0h 02' 56"	+ 0h 00' 14"
22.	3	100 514 739 41		POL WAWRZYŃIAK Karol	CCC Development Team	0h 02' 56"	+ 0h 00' 14"
23.	93	100 234 791 35		SVK KUBIŠ Lukáš	SLOVAKIA National Team	0h 02' 56"	+ 0h 00' 14"
24.	92	100 110 758 65		SVK VLČÁK Martin	SLOVAKIA National Team	0h 02' 56"	+ 0h 00' 14"
25.	15	100 099 658 23		EST KISKONEN Siim	Cycling TARTU	0h 02' 56"	+ 0h 00' 14"
26.	74	100 231 601 46		NED GADEMAN Sam	Sensa-Kvk CyclingTeam	0h 02' 57"	+ 0h 00' 15"
27.	64	100 161 288 58		LTU JANUŠKEVIČIUS Mantas	LITHUANIAN National Team	0h 02' 57"	+ 0h 00' 15"
28.	161	100 161 452 28		POL BYSTRZYCKI Wojciech	KK TARNOWIA	0h 02' 57"	+ 0h 00' 15"

sponsorzy i partnerzy


29.	152	100 150 929 78	 POL	MURIAS Jakub	TC CHROBRY SCOTT Glogów	0h 02' 58"	+ 0h 00' 16"
30.	114	100 474 205 53	 CZE	ŘEPA Vojtěch	TOPFOREX - LAPIERRE	0h 02' 58"	+ 0h 00' 16"
31.	67	100 365 896 93	 LTU	KMIELIAUSKAS Rokas	LITHUANIAN National Team	0h 02' 58"	+ 0h 00' 16"
32.	72	100 457 655 90	 NED	HUNTINK Jentje	Sensa-Kvk CyclingTeam	0h 02' 58"	+ 0h 00' 16"
33.	65	100 153 282 06	 LTU	MASIULIS Denas	LITHUANIAN National Team	0h 02' 58"	+ 0h 00' 16"
34.	71	100 230 819 40	 NED	MORSINK Jesse	Sensa-Kvk CyclingTeam	0h 02' 59"	+ 0h 00' 17"
35.	165	100 158 490 73	 POL	KORDUS Kamil	KK TARNOVIA	0h 02' 59"	+ 0h 00' 17"
36.	103	100 101 679 07	 RUS	SUKHOV Maksim	Team MARATHON-TULA	0h 02' 59"	+ 0h 00' 17"
37.	41	100 155 596 89	 POL	WISZNIEWSKI Kacper	GKS CARTUSIA BikeAtelier	0h 02' 59"	+ 0h 00' 17"
38.	46	100 110 413 11	 POL	CENIUCH Wojciech	GKS CARTUSIA BikeAtelier	0h 02' 59"	+ 0h 00' 17"
39.	162	100 524 944 61	 POL	ŁAMASZEWSKI Jan	KK TARNOVIA	0h 02' 59"	+ 0h 00' 17"
40.	163	100 158 491 74	 POL	KOSTAŃSKI Mateusz	KK TARNOVIA	0h 02' 59"	+ 0h 00' 17"
41.	194	100 158 487 70	 POL	PROĆ Bartłomiej	Region LUBELSKI	0h 03' 00"	+ 0h 00' 18"
42.	193	100 097 260 50	 POL	STANISZEWSKI Daniel	Region LUBELSKI	0h 03' 00"	+ 0h 00' 18"
43.	155	100 534 437 48	 POL	BIENIEK Damian	TC CHROBRY SCOTT Glogów	0h 03' 00"	+ 0h 00' 18"
44.	66	100 365 893 90	 LTU	KELMELIS Aristidas	LITHUANIAN National Team	0h 03' 01"	+ 0h 00' 19"
45.	95	100 109 677 51	 SVK	VARHAŇOVSKÝ Jakub	SLOVAKIA National Team	0h 03' 01"	+ 0h 00' 19"
46.	202	100 159 222 29	 POL	MAZGA Jan	LUKS TRÓJKA PIASECZNO	0h 03' 01"	+ 0h 00' 19"
47.	82	100 349 880 82	 RUS	YATSENKO Ivan	SESTRORETSK Team	0h 03' 01"	+ 0h 00' 19"
48.	195	100 546 698 87	 POL	ZABŁOCKI Bartłomiej	Region LUBELSKI	0h 03' 02"	+ 0h 00' 20"
49.	13	100 146 666 83	 EST	SANKMANN Joosep	Cycling TARTU	0h 03' 02"	+ 0h 00' 20"
50.	156	100 550 984 08	 POL	ZARĘBSKI Marcin	TC CHROBRY SCOTT Glogów	0h 03' 02"	+ 0h 00' 20"
51.	182	100 155 599 92	 POL	CHMIELEWSKI Maciej	Region MAZOWSZE	0h 03' 02"	+ 0h 00' 20"
52.	26	100 110 487 85	 SWE	ERIKSSON Jacob	Coop-Øster Hus	0h 03' 02"	+ 0h 00' 20"
53.	113	100 101 825 56	 CZE	CAPEK Tomas	TOPFOREX - LAPIERRE	0h 03' 03"	+ 0h 00' 21"
54.	196	100 158 482 65	 POL	KLOC Dawid	Region LUBELSKI	0h 03' 03"	+ 0h 00' 21"
55.	75	100 228 387 33	 NED	DE BLOM Bastiaan	Sensa-Kvk CyclingTeam	0h 03' 03"	+ 0h 00' 21"
56.	102	100 159 586 05	 RUS	TIKHONIN Evgenii	Team MARATHON-TULA	0h 03' 03"	+ 0h 00' 21"
57.	85	100 349 750 49	 RUS	POTEKALO Nikolai	SESTRORETSK Team	0h 03' 03"	+ 0h 00' 21"
58.	204	100 548 443 86	 POL	TRYC Jakub	LUKS TRÓJKA PIASECZNO	0h 03' 04"	+ 0h 00' 22"
59.	151	100 143 868 01	 POL	KUKLEWICZ Karol	TC CHROBRY SCOTT Glogów	0h 03' 04"	+ 0h 00' 22"
60.	94	100 460 382 04	 SVK	LÍŠKA Andrej	SLOVAKIA National Team	0h 03' 04"	+ 0h 00' 22"
61.	84	100 349 254 38	 RUS	BONDARCHUK Nikita	SESTRORETSK Team	0h 03' 05"	+ 0h 00' 23"
62.	56	100 098 830 68	 POL	BUDZIŃSKI Tomasz	HUROM BDC Development	0h 03' 05"	+ 0h 00' 23"
63.	43	100 563 247 49	 POL	WENGLORZ Michał	GKS CARTUSIA BikeAtelier	0h 03' 05"	+ 0h 00' 23"
64.	45	100 348 122 70	 POL	GRZENKOWICZ Nikodem	GKS CARTUSIA BikeAtelier	0h 03' 05"	+ 0h 00' 23"
65.	206	100 610 278 35	 POL	BOROWSKI Sebastian	LUKS TRÓJKA PIASECZNO	0h 03' 07"	+ 0h 00' 25"
66.	101	100 146 292 00	 RUS	GERASIMOV Ivan	Team MARATHON-TULA	0h 03' 07"	+ 0h 00' 25"
67.	81	100 349 429 19	 RUS	BELYAKOV Sergey	SESTRORETSK Team	0h 03' 08"	+ 0h 00' 26"
68.	42	100 484 464 30	 POL	KRUKOWSKI Jan	GKS CARTUSIA BikeAtelier	0h 03' 08"	+ 0h 00' 26"
69.	141	100 143 891 24	 POL	MATUSIAK Sebastian	POLISH National Team	0h 03' 08"	+ 0h 00' 26"
70.	44	100 951 804 24	 POL	GRYGORCZYK Krystian	GKS CARTUSIA BikeAtelier	0h 03' 08"	+ 0h 00' 26"

sponsory i partnerzy



71.	123	100 894 701 54		UKR	KANAKA Oleh	UKRAINIAN National Team	0h 03' 10"	+ 0h 00' 28"
72.	12	100 111 495 26		EST	PRANGEL Kristo	Cycling TARTU	0h 03' 11"	+ 0h 00' 29"
73.	201	100 158 500 83		POL	POMASKI Mateusz	LUKS TRÓJKA PIASECZNO	0h 03' 12"	+ 0h 00' 30"
74.	203	100 150 609 49		POL	KRUPA Adrian	LUKS TRÓJKA PIASECZNO	0h 03' 13"	+ 0h 00' 31"
75.	145	100 489 537 59		POL	DOMIN Krzysztof	POLISH National Team	0h 03' 13"	+ 0h 00' 31"
76.	126	100 907 169 09		UKR	POKOIOVYI Nazar	UKRAINIAN National Team	0h 03' 13"	+ 0h 00' 31"
77.	143	100 538 107 32		POL	MAŃK Józef	POLISH National Team	0h 03' 13"	+ 0h 00' 31"
78.	184	100 157 718 77		POL	MICHNOWSKI Jakub	Region MAZOWSZE	0h 03' 14"	+ 0h 00' 32"
79.	154	100 534 435 46		POL	STELCZYK Szymon	TC CHROBRY SCOTT Głogów	0h 03' 15"	+ 0h 00' 33"
80.	205	100 101 733 61		POL	RAGUS Krystian	LUKS TRÓJKA PIASECZNO	0h 03' 15"	+ 0h 00' 33"
81.	83	100 108 807 54		RUS	LOSEV Ilya	SESTRORETSK Team	0h 03' 17"	+ 0h 00' 35"
82.	47	100 514 722 24		POL	MODLINSKI Marcel	GKS CARTUSIA BikeAtelier	0h 03' 18"	+ 0h 00' 36"
83.	125	100 896 635 48		UKR	TSARENKO Kyrylo	UKRAINIAN National Team	0h 03' 20"	+ 0h 00' 38"
84.	36	100 150 930 79		CZE	OTRUBA Jakub	ELKOV - AUTHOR	0h 03' 21"	+ 0h 00' 39"
85.	183	100 949 239 78		POL	SKÓRKA Kornel	Region MAZOWSZE	0h 03' 34"	+ 0h 00' 52"
86.	142	100 546 683 72		POL	NOCEŃ Adam	POLISH National Team	0h 04' 12"	+ 0h 01' 30"

sponsory i partnerzy



Klasyfikacja drużynowa po etapach :**Team general classification :**

Miejsce Place	Drużyna Team	Kod klubu Code team	Czas drużyny Time team	Różnica Gap
1.	CCC Development Team	CDT	0h 08' 18"	
2.	Coop-Øster Hus	COH	0h 08' 21"	+ 0h 00' 03"
3.	WIBATECH MERX Wrocław	WIB	0h 08' 26"	+ 0h 00' 08"
4.	ELKOV - AUTHOR	ELA	0h 08' 27"	+ 0h 00' 09"
5.	HUROM BDC Development	THU	0h 08' 27"	+ 0h 00' 09"
6.	Region LUBELSKI	LUB	0h 08' 30"	+ 0h 00' 12"
7.	Cycling TARTU	KCT	0h 08' 32"	+ 0h 00' 14"
8.	LITHUANIAN National Team	LTU	0h 08' 34"	+ 0h 00' 16"
9.	Sensa-Kvk CyclingTeam	KVK	0h 08' 39"	+ 0h 00' 21"
10.	TOPFOREX - LAPIERRE	TOP	0h 08' 39"	+ 0h 00' 21"
11.	SLOVAKIA National Team	SVK	0h 08' 48"	+ 0h 00' 30"
12.	KK TARNOVIA	TAR	0h 08' 50"	+ 0h 00' 32"
13.	TC CHROBRY SCOTT Głogów	TCS	0h 08' 52"	+ 0h 00' 34"
14.	Team MARATHON-TULA	TUL	0h 08' 57"	+ 0h 00' 39"
15.	UKRAINIAN National Team	UKR	0h 08' 57"	+ 0h 00' 39"
16.	GKS CARTUSIA BikeAtelier	CAR	0h 09' 03"	+ 0h 00' 45"
17.	MOSTOWY International	MIN	0h 09' 06"	+ 0h 00' 48"
18.	SESTRORETSK Team	SES	0h 09' 09"	+ 0h 00' 51"
19.	LUKS TRÓJKA PIASECZNO	PIA	0h 09' 12"	+ 0h 00' 54"
20.	POLISH National Team	POL	0h 09' 14"	+ 0h 00' 56"
21.	Region MAZOWSZE	MAZ	0h 09' 25"	+ 0h 01' 07"

sponsorzy i partnerzy

Komputer wyścigu / Race computer: Andrzej & Marcin RUSIECKI mobile + 48 662 137 770 * e-mail: andrusflex@o2.pl * www.flextour.pl

* - Poniżej 23 lat / Men Under 23

Strona / Page 11 z 13

Lekarz Wyścigu / Race doctor: dr Grzegorz RIEMER * mobile + 48 602 533 611 * Radio Wyścigu: / Radio Tour k./ch. 1 - 82,1250 MHz

ROZDZIAŁ KOSZULEK NA NASTĘPNYM ETAPIE / DISTRIBUTION JERSEYS ON NEXT STAGE:



SPONSOR: KarGas Profil

KLASYFIKACJA INDYWIDUALNA GENERALNA - koszulka żółta
INDIVIDUAL GENERAL CLASSIFICATION - yellow jersey

Lider klasyfikacji / Leader of classification:
25 BLIKRA Erlend - Coop-Øster Hus



SPONSOR: LOTTO

KLASYFIKACJA DO LAT 23 - koszulka biała
UNDER 23 CLASSIFICATION - white jersey

Lider klasyfikacji / Leader of classification:
25 BLIKRA Erlend - Coop-Øster Hus

Jadący w koszulce / Wearing the jersey:
4 PAPIERSKI Damian - CCC Development Team



SPONSOR: DANIEŁO Sportswear

KLASYFIKACJA AKTYWNEGO - koszulka czerwona
INTERMEDIATE SPRINTS CLASSIFICATION - red jersey

Lider klasyfikacji / Leader of classification:
51 KUREK Adrian - HUROM BDC Development

Jadący w koszulce / Wearing the jersey:
51 KUREK Adrian - HUROM BDC Development



SPONSOR: MAZOVIA Team

KLASYFIKACJA SUPER SPRINTER - koszulka zielona
SUPER SPRINTER CLASSIFICATION - green jersey

Lider klasyfikacji / Leader of classification:
31 BARTA Jan - ELKOV - AUTHOR

Jadący w koszulce / Wearing the jersey:
31 BARTA Jan - ELKOV - AUTHOR

KLASYFIKACJA DRUŻYNOWA -
TEAM CLASSIFICATION -

CCC Development Team

sponsorzy i partnerzy



Kolejność pojazdów pomocy technicznej na następnym etapie :**Order of technical vehicles on next stage:**

1.	COH	Coop-Øster Hus
2.	THU	HUROM BDC Development
3.	ELA	ELKOV - AUTHOR
4.	CDT	CCC Development Team
5.	KCT	Cycling TARTU
6.	WIB	WIBATECH MERX Wrocław
7.	LUB	Region LUBELSKI
8.	LTU	LITHUANIAN National Team
9.	KVK	Sensa-Kvk CyclingTeam
10.	TOP	TOPFOREX - LAPIERRE
11.	TAR	KK TARNOVIA
12.	TCS	TC CHROBRY SCOTT Glogów
13.	SVK	SLOVAKIA National Team
14.	UKR	UKRAINIAN National Team
15.	MIN	MOSTOWY International
16.	CAR	GKS CARTUSIA BikeAtelier
17.	POL	POLISH National Team
18.	PIA	LUKS TRÓJKA PIASECZNO
19.	SES	SESTRORETSK Team
20.	MAZ	Region MAZOWSZE
21.	TUL	Team MARATHON-TULA

Premie specjalne na 1 etapie / Special sprint on stage 1:

- 1 - Szymanów ul. Szkolna - 15,4 km
 2 - Szymanów ul. Szkolna - 57,2 km
 3 - Szymanów ul. Szkolna - 119,9 km

Warszawa - Służewiec, 24.07.19

Aktualne wyniki na stronie / Actual results on the page:
www.flextour.pl (format pdf)

PRESIDENT of C.P.
 /-/ Simona DAVIDKOVA

FINISH JUDGE / SĘDZIA METY
 /-/ Andrzej LEWANDOWSKI

